



# GENERAL PRACTICE ALERT STATE SITREP | 01.12.2023

## LANCASHIRE & CUMBRIA DATA

GPAS STATUS

OPEL CONVERSION

CLINICAL ACTIVITY

RETURN RATE

**AMBER**

**2**

**26/1000**

**52%**

## IMPORTANT FIGURES

**465,027**

MIN NUMBER OF PATIENTS COVERED BY AMBER + PRACTICES (1)

**303,336**

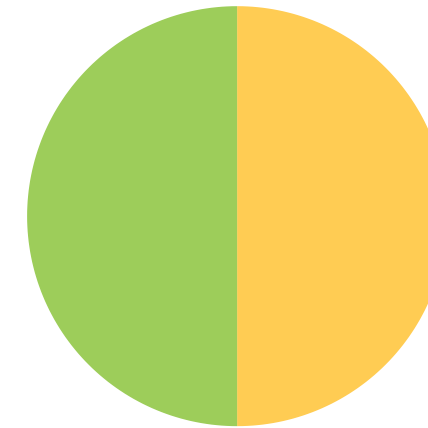
INDICATIVE NUMBER OF PATIENT CONTACTS IN GENERAL PRACTICE THS WEEK (2)

## LOCALITY DATA

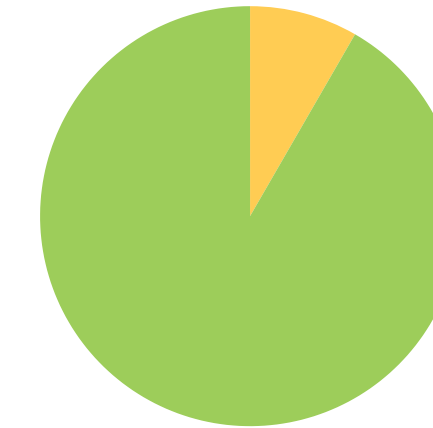
GPAS STATUS OPEL STATUS CLINICAL ACTIVITY RETURN RATES

	GPAS STATUS	OPEL STATUS	CLINICAL ACTIVITY	RETURN RATES
Blackpool	Amber	3	30/1000	63%
Fylde & Wyre	Green	1	29/1000	67%
Morecambe Bay	Amber	2	23/1000	56%
West Lancs	Amber	3	21/1000	60%
Greater Preston	Amber	2	36/1000	68%
Chorley & S. Ribble	Green	1	19/1000	54%
East Lancs	Amber	2	23/1000	44%
Blackburn W/Darwen	INSUFFICIENT RESPONSES			
North Cumbria	Amber	3	29/1000	41%

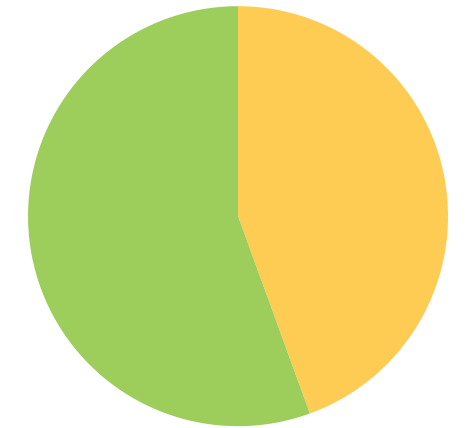
Blackpool



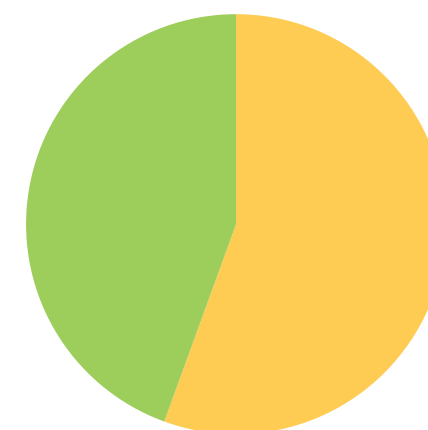
Fylde & Wyre



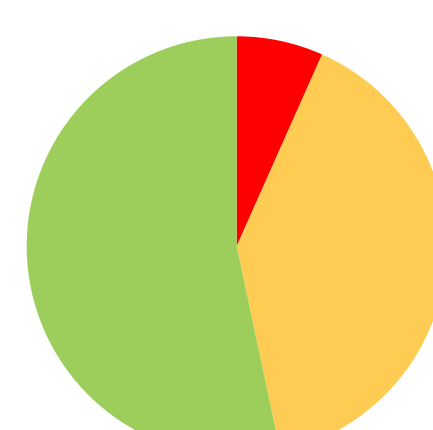
Morecambe Bay



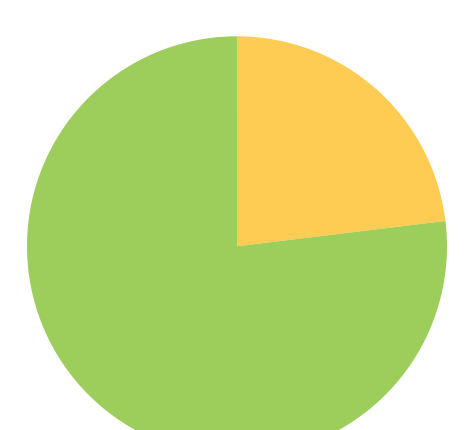
West Lancs



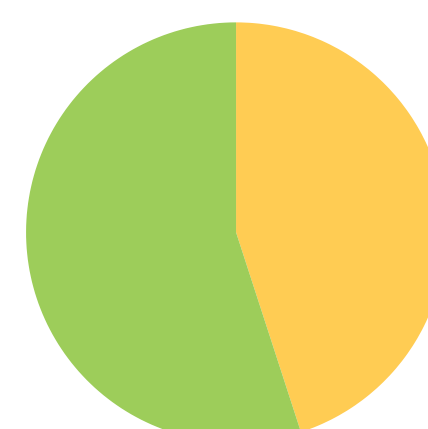
Greater Preston




Chorley & S. Ribble



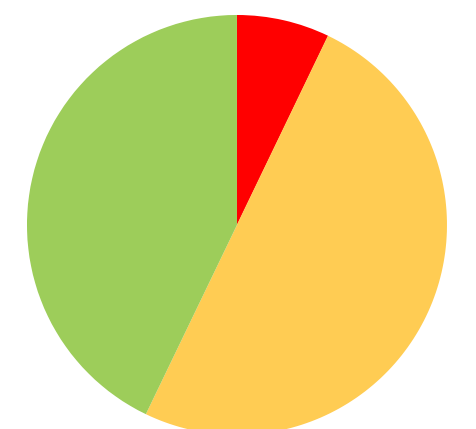
East Lancs



Blackburn W/Darwen



North Cumbria



# A SELECTION OF THIS WEEK'S PRACTICE COMMENTS

Short staffed on reception, abandoning aporox 50% of all calls, still processing the influx of docs from ELHT received last week (over 1k) heavily reliant on locums due to problems recruiting salaried GP.

Struggling this week with leave and sickness.

## GPAS CHANGE SINCE LAST SITREP

	Last Week	This Week	Trend	Note
Blackpool			→	
Fylde & Wyre			→	
Morecambe Bay			↓	OPEL 3 to OPEL 2
West Lancs			→	
Greater Preston			→	
Chorley & S. Ribble			→	
East Lancs			→	
Blackburn W/Darwen		<b>INSUFFICIENT RESPONSES</b>		
North Cumbria			→	

## A QUICK GUIDE TO THE GPAS STATES

- 
**BLACK** Practice will fail within one month. Urgent system intervention required.
- 
**RED** Sustainable in the short term. Needs system support.
- 
**AMBER** Sustainable in the medium term (6 months max). Probably needs system support.
- 
**GREEN** Fully Sustainable.

## LMC NOTE:

Thank you to those for providing us with this vital data. We urge Practices that have not sent us their data to please complete the form each week to help us understand the pressures in General Practice so that we can present this to the wider system.

(1) This figure is accurate and is the sum of the list sizes submitting from those Practices registering as amber, Red and Black  
 (2) This figure is approximate and calculated by using the clinical activity figure for Lancashire & Cumbria multiplied by 5